












Medium Term Plan- Year 3– Spring 2

Value: Responsibility

British Value: Individual Liberty

	English	Reading	Spelling	Maths	History	Science	PSHE	RE	Computing	DT	PE	Music	MFL					
Class Reader:																		
Enrichment opportunities:																		
Week 1	 Narrative: Using opening devices. Short sentences. Subordinating and coordinating conjunctions Lessons (2,3,4, 6, 7) Grammar Word Classes – nouns, verbs, adjectives.	 Book Talk Retrieval Inference Vocabulary Prediction	Common exception words - (P55) Families and Roots (P.58) Home Spellings – <table border="1"><tr><td>describe</td></tr><tr><td>different</td></tr><tr><td>difficult</td></tr><tr><td>disappear</td></tr><tr><td>early</td></tr></table>	describe	different	difficult	disappear	early	<u>Unit 6 – Multiplication and division (3)</u> Lessons 8-11 <u>Arithmetic:</u> To recall multiplication and division facts for multiples of 3, 4 and 8	The Roman Empire To know where the Roman Empire fits on a history timeline.	Forces and Magnets Lesson 1: Pushes, pulls and twists To describe the effects of contact forces. Working scientifically: To label a diagram using arrows and scientific vocabulary.	Keeping Safe (Scarf) Safe or unsafe? Danger or risk? The risk robot?	To understand what a peaceful place is and explore how we might create one.	Programming B Lesson 3 – Sprites	<u>Structure</u> To explore gift boxes and nets	<u>Real PE – Creative Cog Assessed Gaps/Adventure</u>	In the Mood - MB Listen to a band playing a piece of dance music. Name the brass instruments being played.	I am able... To name (with accurate pronunciation) and remember five high frequency infinitive verbs in French.
describe																		
different																		
difficult																		
disappear																		
early																		
Week 2	 Narrative Closing devices. Adverbial phrases. Inverted commas Contractions Lessons (8, Planning their independent write (Tues, Wed) Writing their independent write (Thurs, Fri) Grammar Word Classes – adverbs and prepositions.	 Vocabulary Retrieval Inference Inference Comparisons	Graphemes Investigation – ei, eigh, ey (P.59) Irregular/exception words (P.63) Home Spellings – <table border="1"><tr><td>earth</td></tr><tr><td>eight</td></tr><tr><td>eighth</td></tr><tr><td>enough</td></tr><tr><td>exercise</td></tr></table>	earth	eight	eighth	enough	exercise	<u>Unit 6 – Multiplication and division (3)</u> Lessons 12 – End of Unit <u>Unit 7 – Length and perimeter</u> Lesson 1 <u>Arithmetic:</u> To add and subtract numbers with up to 3-digits using a formal written method.	To find out about the Roman invasions.	Lesson 3: Investigating friction To interpret how and why things move differently on different surfaces. Working scientifically: To plan an investigation using variables.	Keeping Safe (Scarf) Super Searcher	To identify adults who help to create peace and explore how we could make the world a more peaceful place.	Programming B Lesson 4 – Project design	<u>Structure</u> To explore how to strengthen materials through, laminating, corrugating and ribbing.	<u>Real PE – Creative Cog Assessed Gaps/Adventure</u>	In the Mood MB Learn to play notes on the instruments.	To name (with accurate pronunciation) and remember five more infinitive verbs in French.
earth																		
eight																		
eighth																		
enough																		
exercise																		

PRIMARY SCHOOL	<div></div> <p>Narrative</p> <p>Independent Writing Write = Mon, Edit = Tues, Wed</p> <div></div> <p>Journal</p> <p>Thurs - Exploring Different journals Fri – Shapes lesson. Grammar Subordinate Clauses.</p>	<div></div> <p>Vocabulary Retrieval Inference Retrieval Inference</p>	<p>Phonemes and syllables – ch as in school, snatch and crochet. (P.62)</p> <p>Prefixes and patterns (P64)</p> <p>Home Spellings –</p> <table><tr><td>experience</td></tr><tr><td>experiment</td></tr><tr><td>extreme</td></tr><tr><td>famous</td></tr><tr><td>favourite</td></tr></table>	experience	experiment	extreme	famous	favourite	<p><u>Unit 7 – Length and perimeter</u></p> <p>Lesson 2 -5</p> <p><u>Arithmetic:</u> To multiply a 2-digit number by a single digit number using known multiplication facts.</p>	<p>To find out about Roman soldiers including their weapons and armour.</p>	<p>Lesson 4: Magnets</p> <p>To describe the effects of magnets.</p> <p>Working scientifically: To write a method.</p>	<p>Keeping Safe (Scarf)</p> <p>Help or harm?</p>	<p>To know that there are different places of peace: gardens, memorials, places of worship and museums.</p>	<p>Programming B</p> <p>Lesson 5 – Debugging movement</p>	<p><u>Structure</u></p> <p>To generate ideas for their gift boxes and practice their nets.</p>	<p><u>Real PE – Creative Cog Assessed Gaps/Adventure</u></p>	<p>In the Mood MB Practise the song.</p>	<p>To consolidate all ten infinitive verbs and attempt to put them into sentences describing what they can do in French.</p>
experience																		
experiment																		
extreme																		
famous																		
favourite																		
	<div></div> <p>Journal</p> <p>Mon – Gladiator Arena Experience day. Tues-Fri – How to write using the shapes. Grammar Functions of sentences.</p>	<div></div> <p>Book Talk Retrieval Inference Vocabulary Vocabulary</p>	<p>Investigation 6 – phoneme – ch as in charmed and ch as in chaos (p.67)</p> <p>Organising Sounds – Ch as in chef (p.70)</p> <p>Home Spellings –</p> <table><tr><td>February</td></tr><tr><td>forward(s)</td></tr><tr><td>fruit</td></tr><tr><td>grammar</td></tr><tr><td>group</td></tr></table>	February	forward(s)	fruit	grammar	group	<p><u>Unit 7 – Length and perimeter</u></p> <p>Lesson 6-9</p> <p><u>Arithmetic:</u> To find a fraction of a discrete set of objects.</p>	<p>To find out about Roman architecture.</p>	<p>Lesson 5: Investigating magnet strength</p> <p>To compare the properties of different types of magnets.</p> <p>Working scientifically: To display data using a bar chart.</p>	<p>Keeping Safe (Scarf)</p> <p>Alcohol and cigarettes</p>	<p>To understand that OXFAM, NSPCC and The Salvation Army bring peace to others.</p>	<p>Programming B</p> <p>Lesson 6 – Design a maze</p>	<p><u>Structure</u></p> <p>To design and make gift boxes.</p>	<p><u>Real PE – Creative Cog Assessed Gaps/Adventure</u></p>	<p>In the Mood MB Practise the song</p>	<p>To consolidate all ten verbs put them into a sentence, using je peux + infinitive verb. Also to extend their knowledge by learning how to apply the negative sentence structure in French, (je ne peux pas + infinitive verb).</p>
February																		
forward(s)																		
fruit																		
grammar																		
group																		
	<div></div> <p>Journal</p>	<div></div>	<p>New Meaning/ Homophone Compound Words – (p71)</p> <p>Noticing Families and Roots</p>	<p><u>Unit 7 – Length and perimeter</u></p> <p>Lesson 10 – End of unit</p>	<p>To find out about the fall of the Roman Empire.</p>	<p>Lesson 6: Uses of magnets</p> <p>To explain the uses of magnets.</p> <p>Working scientifically: To</p>			.	<p><u>Structure</u></p> <p>To evaluate their final product.</p>	<p><u>Real PE – Creative Cog Assessed Gaps/Adventure</u></p>	<p>In the Mood MB Perform the song</p>	<p>To consolidate knowledge of how to describe what they can and cannot do in French using the ten verbs</p>					

	Mon – Thurs – Plan, Write and Edit independent write. Grammar Correct verb forms.	Vocabulary Retrieval Inference Vocabulary Retrieval	Flying Families (p.73) Home Spellings – <table><tr><td>guard</td></tr><tr><td>guide</td></tr><tr><td>heard</td></tr><tr><td>heart</td></tr><tr><td>height</td></tr></table>	guard	guide	heard	heart	height	<u>Arithmetic:</u> To add and subtract fractions with the same denominator within one whole.		research the uses of magnets.								and extend these sentences with the conjunctions 'et' (and) & 'mais' (but). End of Unit Assessment
guard																			
guide																			
heard																			
heart																			
height																			